




## Literature Concentration 18 credits

### 2021-2022 Program Form: Undergraduate New

#### General Catalog Information

### \*\* Read before you begin \*\*

1. **TURN ON** help text before starting this proposal by clicking  in the top right corner of the heading.
2. **DO NOT** type any changes before launching the proposal. Required fields are marked with an \*. The form cannot be launched without filling those in.
3. If changes will occur in a required field, launch the proposal with existing attributes -- in other words, proposed changes should not be made prior to launching the proposal. If the required field will be empty, type a period in the field prior to launch.
4. **LAUNCH** proposal by clicking  in the top left corner. **DO NOT** make proposed changes before launching proposal. Changes will only be tracked after proposal is launched.
5. **GO TO** discussion  in the right panel, and change "Show current" to "Show current with markup" to track changes.
6. **MAKE CHANGES** to the proposal so they can be tracked. Attach any needed documents and approve the proposal to go to the next step.

For a new degree program, in addition to EPC program and course forms you must complete all procedures and forms found in the "[SCHEV Proposal Guidelines](#)."

Catalog Year of Implementation \*

Activity Log

Bill Abrams  
2021-2022

2021-2022

2021-2022

Hierarchy Owner\*

Department of English and Modern Languages

Department of English and Modern Languages

**PROPOSED PROGRAM INFORMATION**


|  |   |
|--|---|
| <b>Degree Type*</b>  | <p style="text-align: center;"><b>Activity Log</b></p> <p><b>Bill Abrams</b><br/><b>Bachelor of Arts</b></p> <p>Bachelor of Arts</p> <p>Bachelor of Arts</p>  |
| <b>Type of Program*</b>  | <p style="text-align: center;"><b>Activity Log</b></p> <p><b>Bill Abrams</b><br/><b>Concentration.</b></p> <p><input type="radio"/> Major .</p> <p><input type="radio"/> Minor</p> <p><input type="radio"/> Endorsement</p> <p><input type="radio"/> Certificate .</p> <p><input checked="" type="radio"/> Concentration.</p> |
| <b>Title*</b>  | <b>Literature Concentration 18 credits</b>  |
| <b>Is this an Interdisciplinary program?*</b>  | <p style="text-align: center;"><b>Activity Log</b></p> <p><b>Bill Abrams</b><br/><b>No</b></p> <p><input type="radio"/> Yes <input checked="" type="radio"/> No</p>   |
| <p>List the Total Credits for the program. If this is a major, list Total Credits for the entire degree, not just the total for the major.</p> |   |
| <b>Total Credits*</b>  | <b>120</b>  |

**PROPOSED CATALOG DESCRIPTION OF PROGRAM**



|                                     |   |
|-------------------------------------|---|
| <b>Program Catalog Description*</b> | <p><b>The Literature concentration consists of 18 credits of literature courses across six categories. Students may not count courses in the major core for concentration requirements.</b></p> |
|-------------------------------------|---|

Follow these steps to propose (changes to) the program curriculum:

**Step 1 Add all courses to be used in program.**

Start in  "View Curriculum Courses." There are two options to add courses for proposed changes: "Add Course" and "Import Course." For courses already in the catalog, click on "Import Course" and find the courses needed. For new classes going through a Curriculog Approval Process click on "Add Course"-- a box will open asking you for the Prefix, Course Number and Course Title.


Step 2 Set up program requirements.

Click on  "View Curriculum Schema." and select the core header of the program where you would like to add/remove courses to expand the section. Click on "Add Courses" to bring up the list of courses available from Step 1. Select the courses you wish to add. If you mistakenly added a course and need to remove it, click on the  and proceed.

Step 3 Review full program structure.

Click on  to view the full program.

Step 4 Track changes made

Go to discussion  in the right panel and select "Show current with markup". Click the core header of the program to expand the section and track changes.

#### Program Curriculum\*

Course(s) to be added [including new courses]:\*

[ENGL 337: African American Literature](#)

[ENGL 345: World Literature I](#)

[ENGL 346: World Literature II](#)

[ENGL 377: Representing Civil Rights](#)

#### **RATIONALE FOR PROGRAM**

Enter the rationale for the program, including a statement about how the program aligns with Longwood's mission.\*


The current major asks students to take 39 credits of literature as the core and then adds on concentration hours in other areas if students choose. Our new major asks all students to take a core set of courses across the major and then to choose an 18-credit concentration. This particular concentration allows students to study literature as in the previous major, with requirements designed to ensure they get broad coverage in the main areas of literary studies. The creation of the concentration allows us to match the other areas of the major and gives students more choice in designing their major.

Enter the

anticipated enrollment in the program after five years.\* **20 Students.**

**AFFECTED DEPARTMENTS OR PROGRAMS**

**IF the proposal could have an impact on other departments or programs, the appropriate affected department chairs or program coordinators should be notified. Where teaching licensure may be affected, the proposal will go through the Professional Education Council.**

**To notify the appropriate department chairs or program coordinators, request a custom route. To do so: navigate to the Proposal Toolbox and select Custom Route under the Decisions icon (  ). Once you make your decision the system will allow you to set up the requested ad-hoc step. The name of the route should be: Chair/Coordinator Notification. The participants should be the relevant affected chairs or coordinators. You can also select rules, decisions, and deadlines/reminders.**

**A System Administrator will need to review and approve your request before it can proceed.**

List other departments / programs that might be affected.\* **None.**

List individuals contacted and date of custom route submission.

Does this program lead to teaching licensure, or will it affect an existing program's licensure?\*

| Activity Log              |                                     |
|---------------------------|-------------------------------------|
| Bill Abrams               | No                                  |
| <input type="radio"/> Yes | <input checked="" type="radio"/> No |

**RESOURCE ASSESSMENT**


Describe anticipated changes in staffing for this program.\*

None

Estimate and itemize the cost of new equipment, library resources, technology, and/or other resources required to carry out this program proposal.\*

None

**ATTACHMENT LIST**

Please attach any required files by navigating to the Proposal Toolbox and clicking  in the top right corner.

Attach (for Majors, Certificates, Substantively Different Concentrations)  Academic Initiative Planning Checklist

Attach  Fee Recommendation Worksheet

All curriculum proposals/changes are processed in the date order received.

Course changes intended to go into effect for the following summer or fall must reach EPC by November 1. All other curriculum proposals to be implemented in the following summer or fall (including program changes and new courses) must reach EPC by December 15.

Curriculum proposals intended to go into effect the following intersession or spring, and proposals related to academic policy must reach EPC by March 1.

Submission within the deadlines does not guarantee processing in time for the next academic year's catalog.

For the Curriculum Development Handbook, see <http://blogs.longwood.edu/curriculum/>.

**REGISTRAR ONLY**

|                     |  |
|---------------------|--|
| <b>Program OID</b>  |  |
| <b>Program Type</b> |  |
| <b>Degree Type</b>  |  |
| <b>Status</b>       | <input type="radio"/> Active-Visible <input type="radio"/> Inactive-Hidden |